

SCL

Combi Line Bottle Cooling

Combi-Line is rightfully the new standard when it comes to professional bottle cooling. Based on a few standard cooling units, an unprecedented number of options are available.



Unprecedented choice

Plug-ready or for remote application

Environmentally friendly and low energy consumption

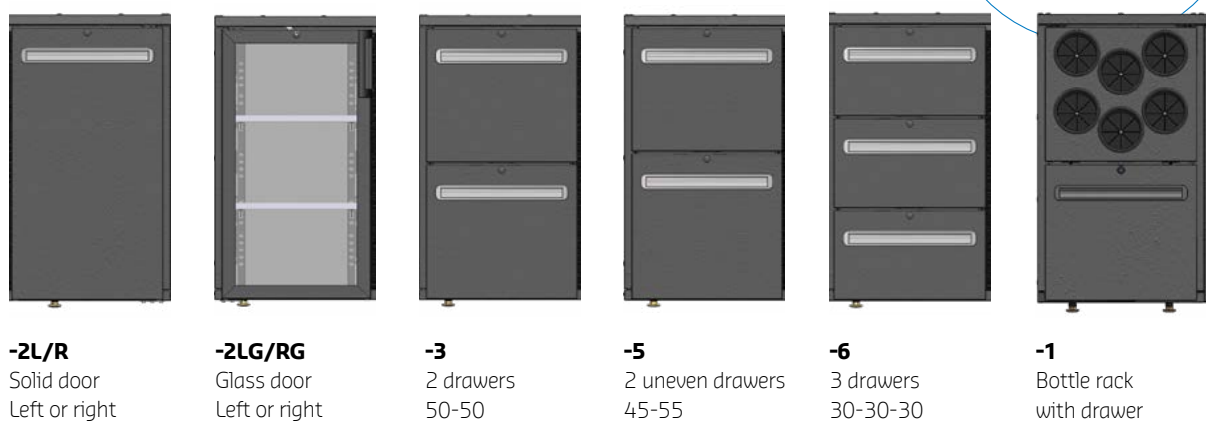
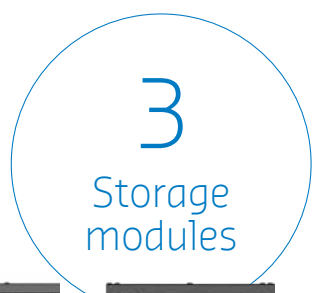
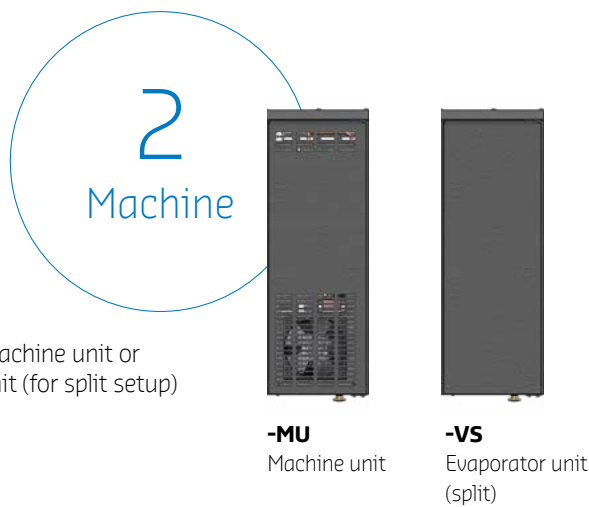
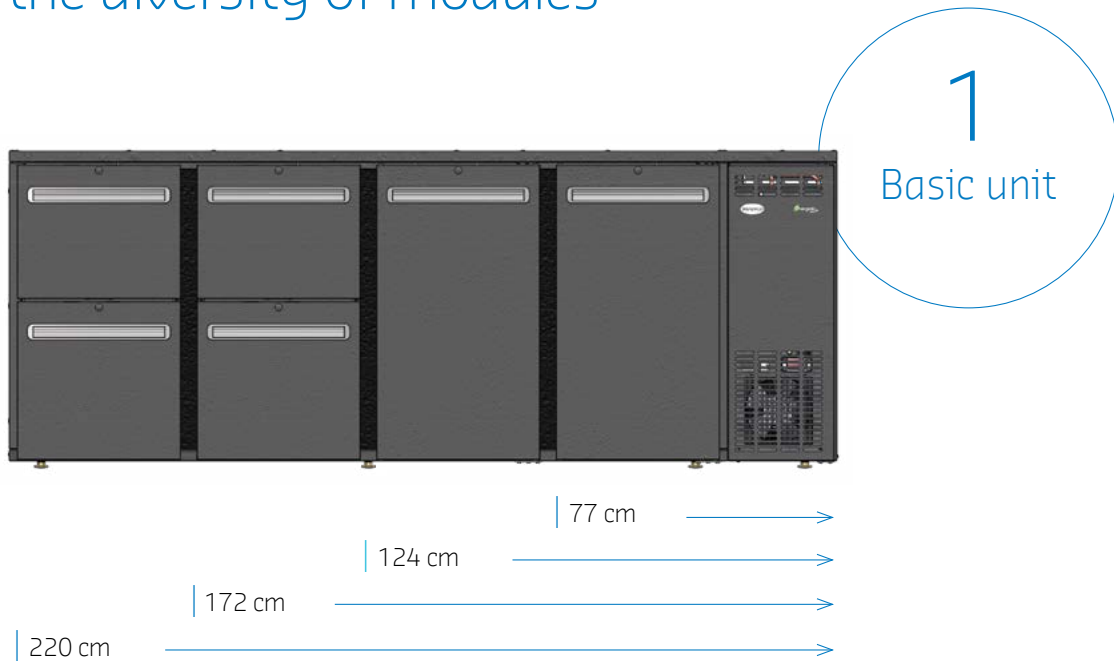
You can choose between standard 1, 2, 3 or 4 doors (length 77 cm, 124 cm, 172 cm or 220 cm, respectively), plug-ready or split (for remote condensing group). Instead of standard doors, glass doors, bottle rack with drawer and various drawer combinations can also be fitted. The cabinet will be delivered in the composition of your choice. The newest generation SCL Combi-Line bottle coolers carries the Energetic Plus+ label with an extra reduction in energy consumption of more than 46%. The machine is completely removable so that quick servicing in the field is possible.



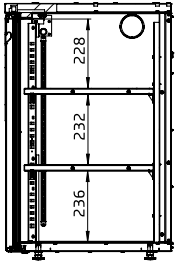
PRODUCT FEATURES

- Forced air cooling
- Better cooling capacity with 46% lower energy consumption
- Easy servicing due to removable machine unit
- Natural refrigerant R290
- Plug-ready (MU) or for split setup (VS)
- LED lighting (also for drawers)
- LED Colour + standard for glass doors (adjustable colour and gradient)
- Drawers telescopic, fully extendable
- Legs adjustable from the inside
- Electronic thermostat with automatic defrosting
- Interchangeable door seals
- 2 bottle shelves per door, height adjustable
- Skinplate housing (exterior anthracite, interior silver coloured)
- Throughput for (beer) lines on side
- Option: locks on doors and drawers

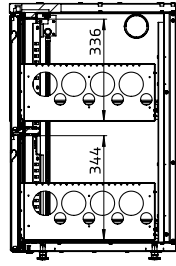
The simplicity of monobloc, the diversity of modules



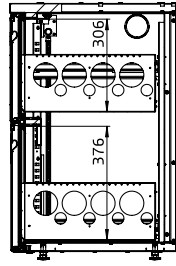
STORAGE MODULE LAYOUT



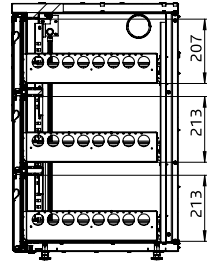
SCL-2/2G
Solid door / glass door



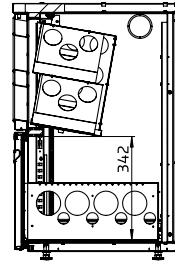
SCL-3
Two drawers (50-50)



SCL-5
Two drawers (45-55)



SCL-6
Three drawers (30-30-30)

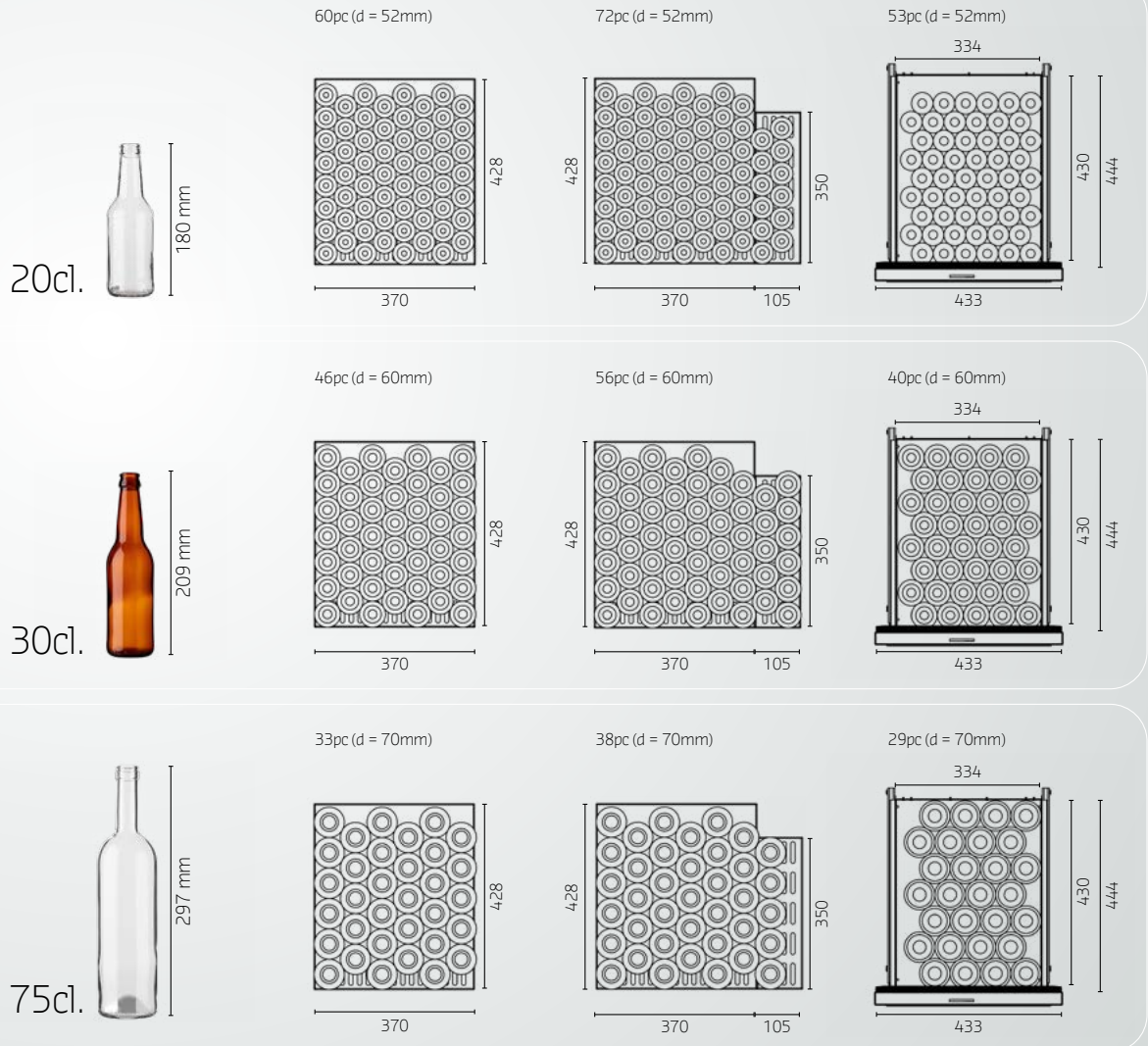


SCL-1
Bottle rack / drawer

BOTTLE CAPACITY

Shelf





Drawer



MAXIMUM BOTTLE HEIGHT

SCL-3 (2 drawers)	330 mm
SCL-5 (2 uneven drawers)	300 / 370 mm
SCL-6 (3 drawers)	210 / 200 mm

SCL plug-ready (MU)

	ARTICLE	CODE	DESCRIPTION
	SCL-2MU+	94110	Bottle cooler 1 solid door Storage capacity: 180 x 20 cl 138 x 30 cl Dimensions W x D x H: 77 x 55 x 82/86 cm
	SCL-2GMU+	94111	1 glass door
	SCL-22MU+	94210	Bottle cooler 2 solid doors Storage capacity: 396 x 20 cl 306 x 30 cl Dimensions W x D x H: 124 x 55 x 82/86 cm
	SCL-22GMU+	94211	2 glass doors
	SCL-222MU+	94310	Bottle cooler 3 solid doors Storage capacity: 576 x 20 cl 444 x 30 cl Dimensions W x D x H: 172 x 55 x 82/86 cm
	SCL-222GMU+	94311	3 glass doors
	SCL-2222MU+	94410	Bottle cooler 4 solid doors Storage capacity: 792 x 20 cl 612 x 30 cl Dimensions W x D x H: 220 x 55 x 82/86 cm
	SCL-2222GMU+	94411	4 glass doors

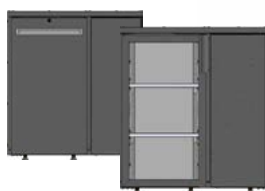
	SCL-2MU+ 1 DOOR	SCL-22MU+ 2 DOORS	SCL-222MU+ 3 DOORS	SCL-2222MU+ 4 DOORS
Number of bottles (20cl)	180	384	576	768
Number of bottles (30cl)	135	288	432	576
Cooling capacity*	675 W	675 W	675 W	675 W
Power consumption	208 W	208 W	208 W	208 W
Refrigerant	R290	R290	R290	R290
Temperature setting	+2°C/+10°C	+2°C/+10°C	+2°C/+10°C	+2°C/+10°C
Dimensions W x D x H (cm)	77x55x84/86	124 x 55 x 82/86	172 x 55 x 82/86	220 x 55 x 82/86

* TE = -5°C, TC = 45°C, ambient 25°C

SCL for split setup (VS)

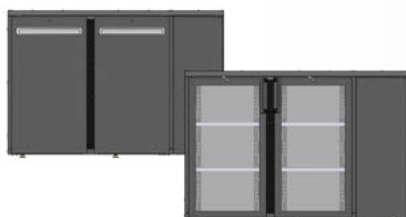
Includes solenoid valve, expansion valve and electronic thermostat

ARTICLE CODE DESCRIPTION



SCL-2VS 95100 **Bottle cooler 1 solid door, split**
Storage capacity: 180 x 20 cl
138 x 30 cl
Dimensions W x D x H: 77 x 55 x 82/86 cm

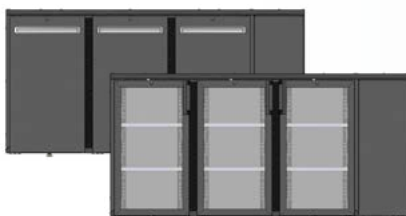
SCL-2GVS 95101 **1 glass door**



SCL-22VS 95200 **Bottle cooler 2 solid doors, split**

Storage capacity: 396 x 20 cl
306 x 30 cl
Dimensions W x D x H: 124 x 55 x 82/86 cm

SCL-22GVS 95201 **2 glass doors**



SCL-222VS 95300 **Bottle cooler 3 solid doors, split**

Storage capacity: 576 x 20 cl
444 x 30 cl
Dimensions W x D x H: 172 x 55 x 82/86 cm

SCL-222GVS 95301 **3 glass doors**



SCL-2222VS 95400 **Bottle cooler 4 solid doors, split**


Storage capacity: 792 x 20 cl
612 x 30 cl
Dimensions W x D x H: 220 x 55 x 82/86 cm

SCL-2222GVS 95401 **4 glass doors**



Glass doors standard with Colour LED (colour and graduation adjustable by remote control)

SCL options



ARTICLE	CODE	DESCRIPTION
SCL-1	94901	Bottle rack + drawer (instead of door),
SCL-2RG	94902	Glass door R (instead of door)
SCL-2LG	94903	Glass door L (instead of door)
SCL-3	94904	2 x drawer 50-50 (instead of door)
SCL-5	94905	2 x drawer 45-55 (instead of door)
SCL-6	94906	3 x drawer 30-30-30 (instead of door)
	030120	Lock for door, drawer



SCL-2222GMU (with Colour LED)



SCL neutral (non refrigerated) modules

Separate neutral (non refrigerated) modules have become available now for SCL Bottle Cooling. These can be placed at the left side of the cabinet enabling the completion of every bar section in a professional and efficient way. Width of these modules is 48 cm (D 55cm, H 82/86cm).



ARTICLE	CODE	DESCRIPTION
SCL-XD	94909	Storage module (non refrigerated), 1 door, 2 shelves



SCL-XCD	94908	Storage module (non refrigerated) With coffee drawer and 1 door (1 shelf)
----------------	--------------	---










SCL-XWB	94910	Module (non refrigerated) With garbage drawer
----------------	--------------	---



SCL sample compositions



2 shelves per door

ARTICLE	CODE	DESCRIPTION
	SCL-1MU+	Bottle cooler Bottle rack/drawer
	SCL-3MU+	Bottle cooler 2 drawers (50-50)
	SCL-6MU+	Bottle cooler 3 drawers (30-30-30)
	SCL-12MU+	Bottle cooler Bottle rack/drawer, door
	SCL-32MU+	Bottle cooler 2 drawers (50-50), door
	SCL-52MU+	Bottle cooler 2 drawers (45-55), door
	SCL-62MU+	Bottle cooler 3 drawers (30-30-30), door



SCL-22GMU (with Colour LED)



SCL-212MU



SCL-662MU



ARTICLE	CODE	DESCRIPTION
SCL-212MU+	94302	Bottle cooler Door, Bottle rack/drawer, door



SCL-322MU+	94303	Bottle cooler 2 drawers (50-50), 2 x door
-------------------	--------------	---



SCL-332MU+	94304	Bottle cooler 2 x 2 drawers (50-50), door
-------------------	--------------	---



SCL-522MU+	94305	Bottle cooler 2 drawers (45-55), 2 x door
-------------------	--------------	---



SCL-552MU+	94306	Bottle cooler 2 x 2 drawers (45-55), door
-------------------	--------------	---












SCL-622MU+	94307	Bottle cooler 3 drawers (30-30-30), 2 x door
-------------------	--------------	--



SCL-662MU+	94308	Bottle cooler 2 x 3 drawers (30-30-30), door
-------------------	--------------	--

SCL sample compositions

	ARTICLE	CODE	DESCRIPTION
	SCL-2122MU+	94402	Bottle cooler Door, bottle rack/drawer, 2 x door
	SCL-2112MU+	94403	Bottle cooler Door, 2 x bottle rack/drawer, door
	SCL-3122MU+	94404	Bottle cooler 2 drawers (50-50), bottle rack/drawer, 2 x door
	SCL-3322MU+	94305	Bottle cooler 2 x 2 drawers (50-50), 2 x door
	SCL-3332MU+	94406	Bottle cooler 3 x 2 drawers (50-50), door
	SCL-5222MU+	94407	Bottle cooler 2 drawers (45-55), 3 x door
	SCL-5522MU+	94408	Bottle cooler 2 x 2 drawers (45-55), 2 x door
	SCL-6622MU+	94409	Bottle cooler 2 x 3 drawers (30-30-30), 2 x door
	SCL-6662MU+	94410	Bottle cooler 3 x 3 drawers (30-30-30), door